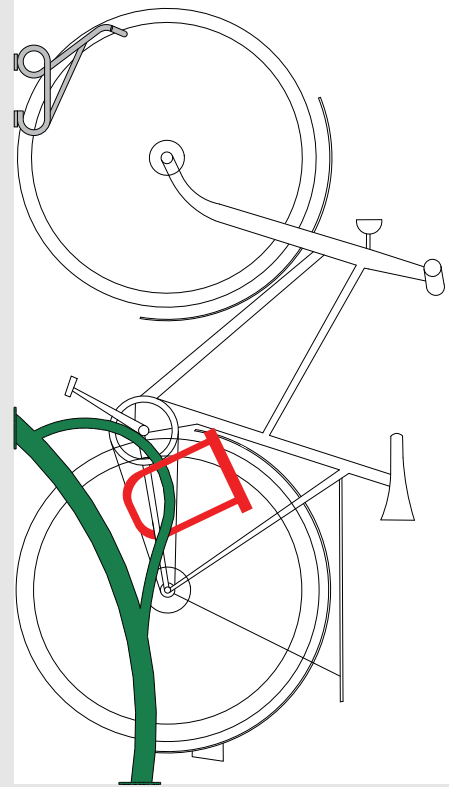




cycle-works

The Cycle Storage Specialists

Josta® Wall Rack and Security Bar



Overview

This functional and well-designed wall mounted rack holds the bicycle securely in place, while the (optional) security bar provides a extra locking point for the bike frame.

The rack can be installed where space is at a premium or where it is impossible to mount a rack to the ground. The bicycle can be stored vertically or horizontally, depending on the height the rack is installed at. This results in neat and organised individual parking.

Features & Benefits

- Small footprint
- Can store the bicycle vertically or horizontally
- Neat and organised individual parking
- 90, 60, 45 and 30 degree angles available
- The bike is stable while it is being locked
- Security bar provides locking points for the bike frame





cycle-works

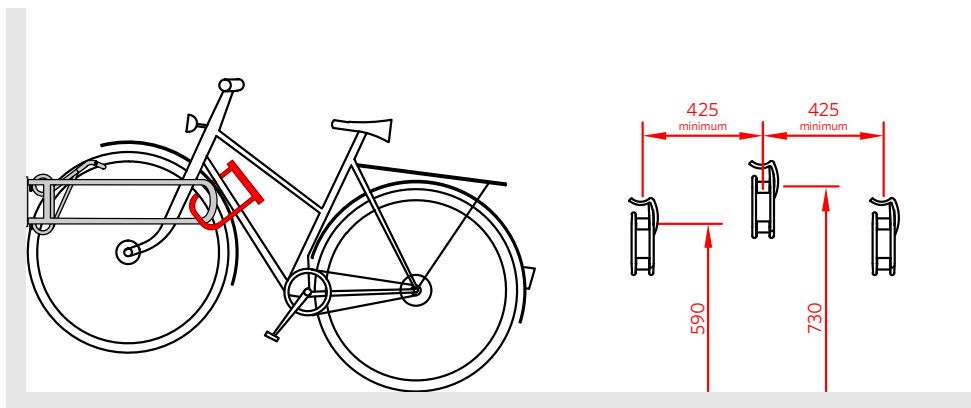
The Cycle Storage Specialists

Josta® Wall Rack

Hanging Positions

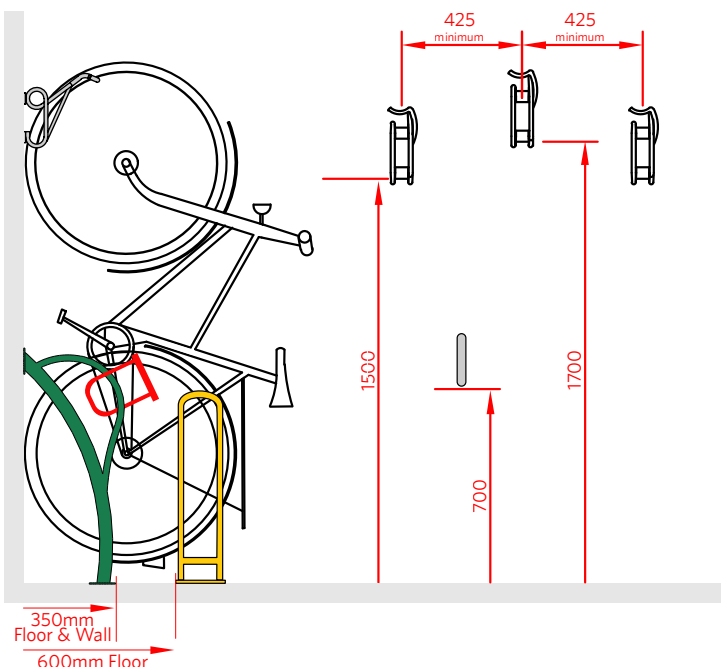
The Josta Wall Rack can be installed to park bikes in either a horizontal or vertical position. In both positions the racks should be vertically staggered to enable bicycles to be parked without handlebars or cables becoming entangled. The minimum recommended separation between racks is 425mm. Different centre spaces are available, please contact us for more information.

Horizontal Parking



For horizontal parking racks are installed alternately at heights of 590mm and 730mm above the ground. The locking bar, if used, integrates with the rack giving a locking point for the front wheel and the frame.

Vertical Parking



For vertical parking racks are installed alternately at heights of 1500mm and 1700mm above the ground from the bottom of the Wall Rack fixing plate.

Security



The Josta Wall Rack can be supplied with an optional security bar to provide a secure locking point. This bar can be installed on the wall or ground between racks. In the latter case one security bar can serve two racks. If each rack has its own bar, then it is 700mm from the ground for the lower rack, and 900mm for the higher rack. The security bar can also be installed on the floor between the racks, 700mm away from the wall.



Josta® Wall Rack

Security bar options

The security, or locking bar, is an important add on for the Josta wall rack. It conveniently provides a secure locking point for the rear wheel and frame of the bike. A single security bar provides a locking point for 2 wall racks and offers the locking point in just the right place. Both type 1 and type 2 are fabricated from 3mm galvanised steel to offer excellent durability and a long product life.

Type 1: Floor

This tried and tested security bar for vertical parking offers secure locking points for the rear wheel and frame of a bike. A reduced footprint it encourages cyclists to lock their bike vertically. The security bar is 800mm high, 300mm wide and made from strong 3mm thick galvanised steel and secures to the floor.

Features & Benefits

- Small foot print
- Fixes to the floor
- Galvanised Steel construction
- One bar can be used for 2 bikes
- Encourages cyclists to park vertically
- Can be powder coated in most standard RAL colours
- Designed and 'Made in Britain'



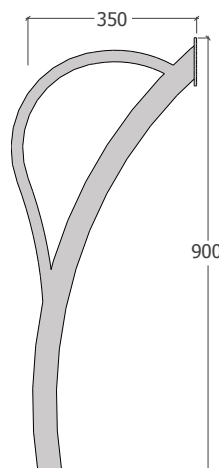
Type 2: Wall & Floor

This functional security bar for vertical parking reduces the overall footprint of the current security bar. Its also increases security by adding a secure looking point for cyclists to lock to. Because of the reduced footprint it encourages cyclists to lock their bike vertically and lock to the security bar in the correct place.

The security bar is 900mm high and extends from the wall by 350mm. It is fabricated from 3mm galvanised steel and secures to both the wall and floor.

Features & Benefits

- Small foot print
- Galvanised Steel construction
- One bar can be used for 2 bikes
- Encourages cyclists to park vertically
- Can be powder coated in most standard RAL colours
- Designed and 'Made in Britain'



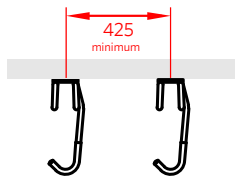


Josta® Wall Rack

Angled Mounting

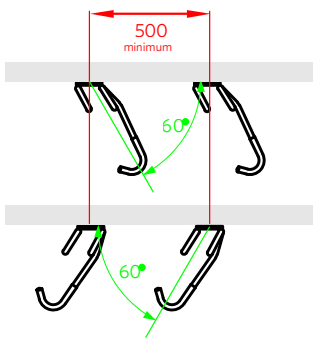
The Josta Wall Rack can be supplied to mount at 90 or 60 degrees to the wall adapter blocks can be provided to give angles of 45 or 30 degrees. Mounting at an angle reduces the projection of bikes into the surrounding space but means that the spacing between racks must be increased.

Mounting at 90°



The standard way of mounting the Wall Rack is at 90 degrees to the wall. This allows the centres of the racks to be spaced at 425mm and means that a standard bike will project about 1100mm from the wall.

Mounting at 60°

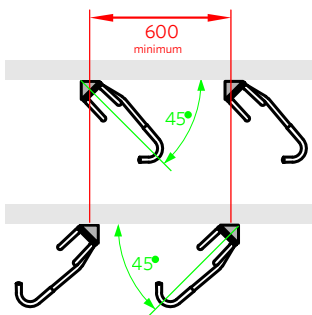


A variant of the Wall Rack allow bikes to be parked at 60 degrees to the wall. This means the centres of the racks have to be spaced at least 500mm apart.

Using 60 degree Wall Racks reduces the projection of standard bike to approximately about 950mm from the wall.

The Rack can be supplied so that the angle faces the left or the right.

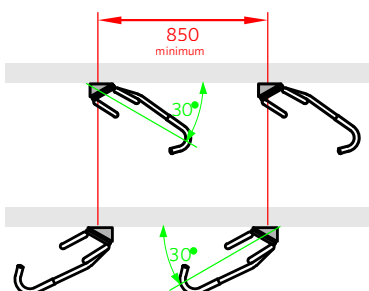
Mounting at 45°



Using an adapter block allows the standard Wall Rack to be mounted at 45 degrees to the wall. In this configuration the centres of the Wall racks must be spaced at 600mm. At this angle the projection of a standard bike is reduced to approximately 780mm.

The rack can be installed to face the left or the right by turning the adapter block over.

Mounting at 30°



Using an adapter block allows the 60 degree Wall Rack to be mounted at 30 degrees to the wall. In this configuration the centres of the Wall racks must be spaced at 850mm. At this angle the projection of a standard bike is reduced to approximately 550mm.

The rack can be supplied so that the angle faces the left or the right.



cycle-works

The Cycle Storage Specialists

Josta® Wall Rack

Framework

The popular and easy-to-use Josta wall rack can be mounted onto frameworks for sites where it is impossible to fix the rack to the wall.

The frameworks are usually used for sites where the walls are too weak to bear the full weight of the bike, or where the wall cannot be drilled into due to leasing arrangements or for cosmetic reasons.

These sturdy and well-constructed frameworks and racks hold the bicycle securely in place, while the (optional) security bar provides a locking point for the bike frame. This results in neat and organised individual parking.



Layout and Space requirements

The dimensions of the frameworks are adjusted to fit your specific site. The racks are staggered in height and spaced at 425-450mm. Please allow 300mm to the left and right for the handlebars of the first bike. 90, 60, 45 and 30 degree angles are available, orientation to the left or right.

Mounting/Installation

The racks and bars are fixed to the framework. The framework is then bolted to the ground.



Material options

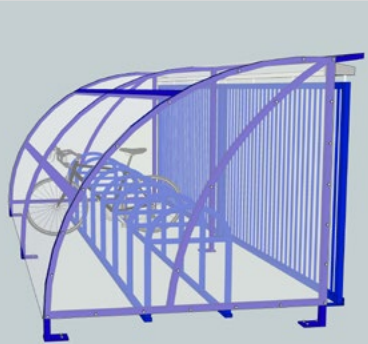
The frameworks are made of 100mm mild steel box section, which is then galvanised. The wall racks are made of 14mm diameter galvanised steel bar. They are usually galvanised but can also be powder coated.




cycle-works

The Cycle Storage Specialists

cycle-works



3D Visualisations



Precision Engineering



Powder Coating



Professional Installation



Commercial / Residential



Healthcare



Rail




Education

About Cycle-Works

Cycling is our passion. We believe that cycling is good for people, good for society and good for the environment. This belief underpins everything we do. We believe that the provision of quality facilities will increase the use and acceptance of the bicycle.

All our employees and associates cycle regularly in diverse disciplines such as commuting, touring and long distance audax rides. We are active in both local and national cycle campaigning.



Our Products

- Individual bicycle lockers
- High capacity 2-tier racks
- Open access and lockable shelters
- Wide range of individual racks
- Vertical and horizontal racks



Our Services

- Initial site visits
- Advice on product selection
- Consultation on your plans
- Full delivery and installation
- Aftercare and maintenance



ESi.info



cycle-works

The Cycle Storage Specialists

cycle-works.com • 02392 815 555